



规格书

SPECIFICATION FOR APPROVAL

客 户:

Company Name: _____

产品名称:

Product Name: _____ LED Downlights

产品型号:

Part No: _____ MS-EB×××××-××

产品描述:

Description: _____

客户型号:

Your Part No: _____

—

由客户填写签字 For customer fill			
确 认 部 门 Confirmed department.			
确认结果 Confirmed result			
签 字 (Signature)			
最终确认结果: Finally result			

核准(Approve)	审核(Auditing)	制作(Make)



1. Application:

Suitable use for family, furniture, hotel, shop window, casino, office, meeting room, commercial building, Restaurant, Factory, Corridor, station etc.

2. Product Feature:

- LED Light Source: Use High brightness LED ,with high light efficiency & low chip attenuation ,with a life-span of 50000 hours above ,and the LED is R&D by ourselves
- Material:Aluminum alloy , high efficient frosted PMMC
- Optics technologies : With unique optics design & accurate light distribution ,light reflecting cup & aluminum reflector can make the light more efficiency .
- Construction:With a compact & perfect design which can meet the best require for heat dissipation
- Driver:Be available for wide voltage , High Power Factor, with high efficiency power supply , overload protection by Short-circuit ,Energy-saving & convenient for use . ●Eco-Friendly: with direct current & low voltage driver ,light source is without stroboflash ,eye-protection ,no eyestrain,no noisy ,safe & comfortable during the use .

3. Product picture



MS-EB006006-PW(WW)



MS-EB006018-PW(WW)



MS-EB006024-PW(WW)

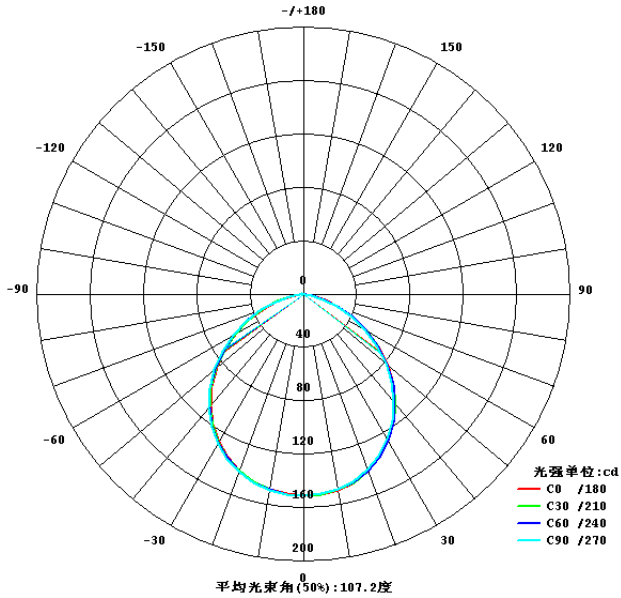
4. Technical paramter

Item	MS-EB006006-PW	MS-EB006018-PW	MS-EB006024-PW
Dimension	Φ135*82	Φ250*95	Φ250*95
Input Voltage	100-240V	100-240V	100-240V
Working frequency	50-60HZ	50-60HZ	50-60HZ
Power Factor	>0.85	>0.9	>0.9
Power	7W	21W	25W
CCT	5500K-6500K(Pure white) 2800K-3200K(Warm white)	5500K-6500K(Pure white) 2800K-3200K(Warm white)	5500K-6500K(Pure white) 2800K-3200K(Warm white)
Beams angle	105°	105°	100°
LED Qty	14	42	56
Output lumens(lm)	490(PW)LM 420(WW)LM	1350(PW)LM 1290(WW)LM	1750(PW)LM 1500(WW)LM
CRI	>70	>70	>70
Driver effeciency	>0.8	>0.84	>0.84
working environment	-20℃~60℃(10%~85%RH)	-20℃~60℃(10%~85%RH)	-20℃~60℃(10%~85%RH)

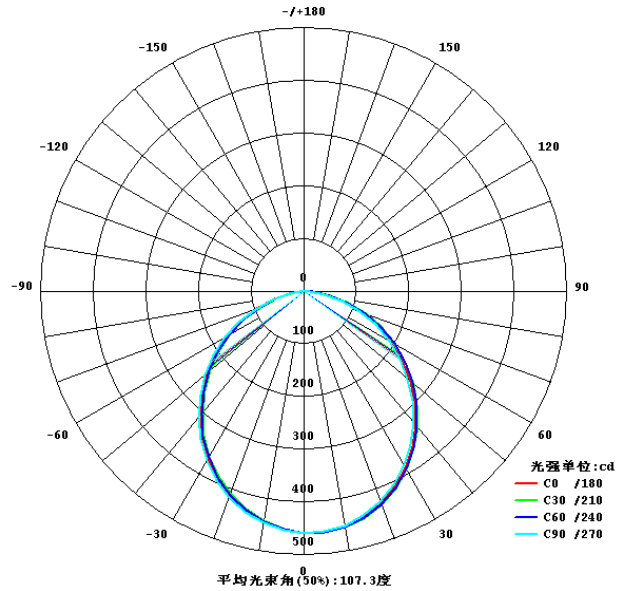


IP grade	IP40	IP40	IP40
Net weightw/	0.23KG	0.56KG	0.57KG
cut-out size (mm)	Φ120-Φ125	Φ225-Φ240	Φ225-Φ240

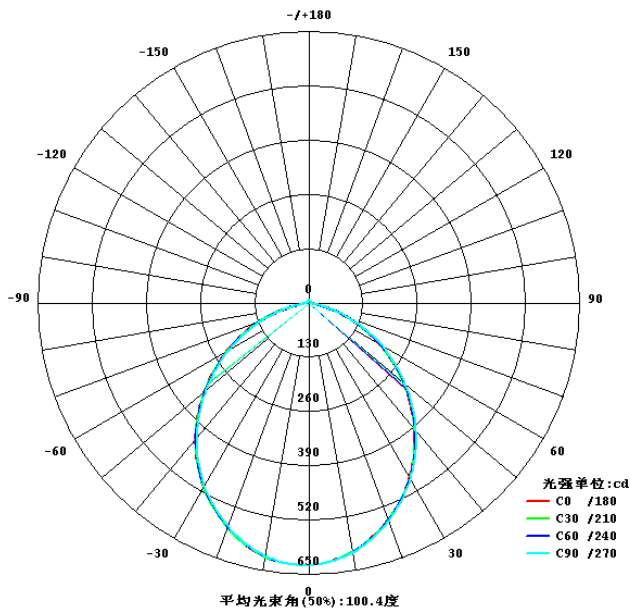
5. Photometric Data



MS-EB006006-PW

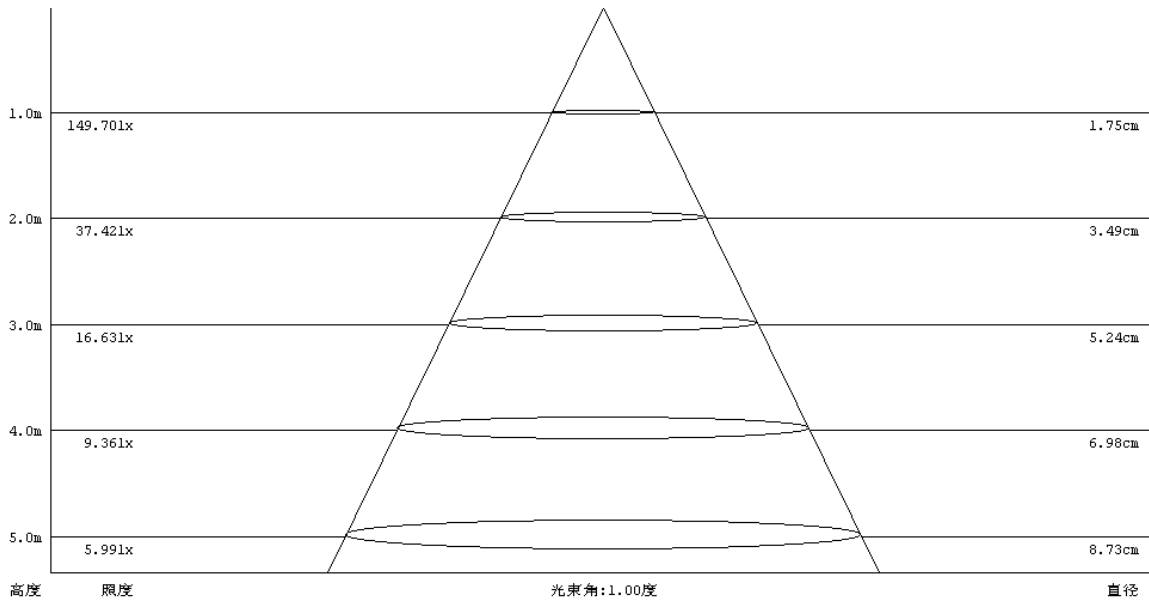


MS-EB006018-PW

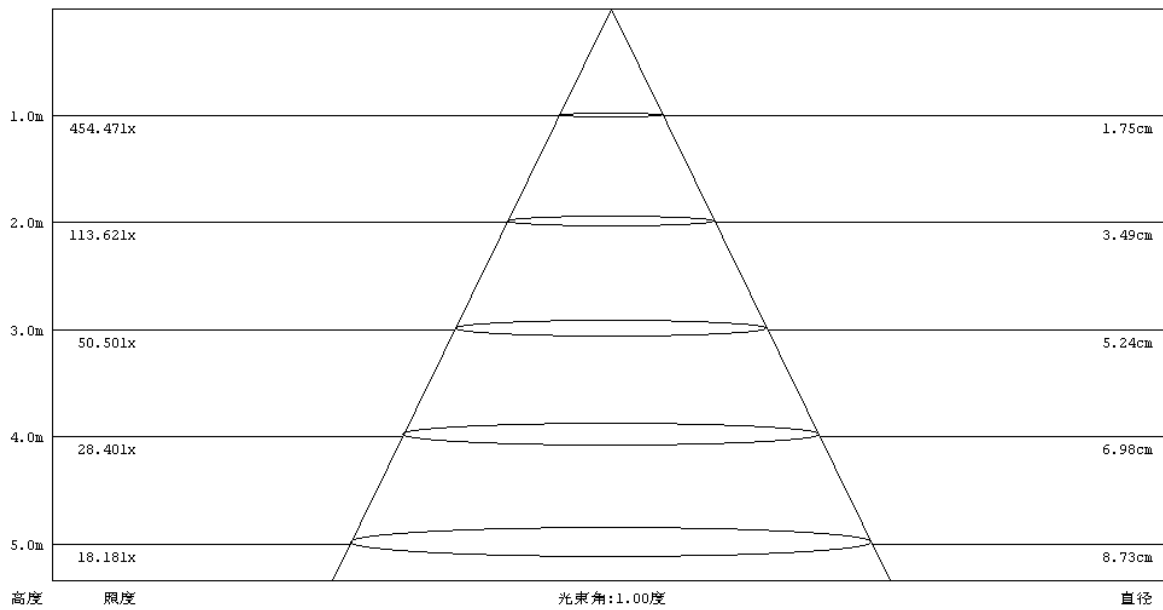


MS-EB006024-PW

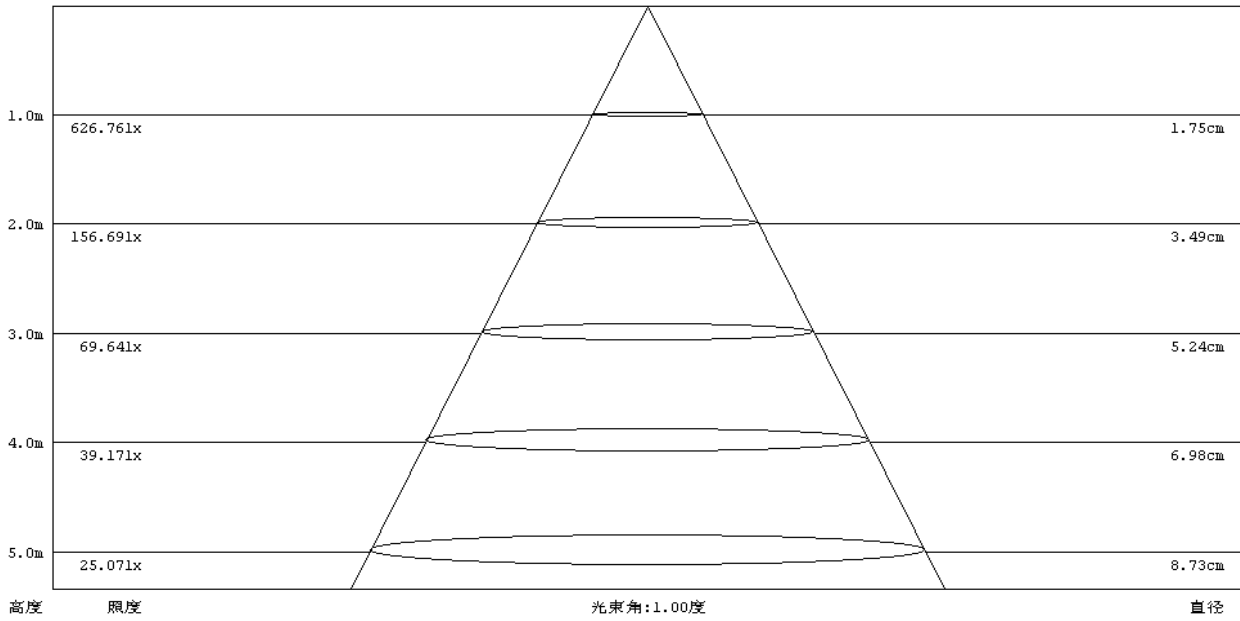
6. Central Illuminance



MS-EB006006-PW



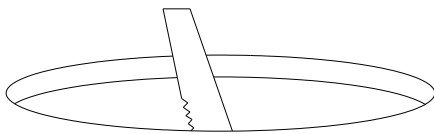
MS-EB006018-PW



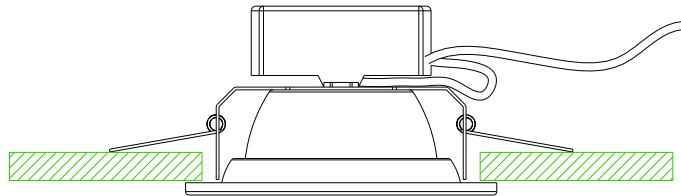
MS-EB006024-PW

7. Installation

- 1.this donw light is for imbed installation;
- 2.Cut-out the correct hole in the ceiling ;
- 3.Correct connection of wire between down lights & Power supply ,
- 4.Put the jump ring into the ceiling hole ,

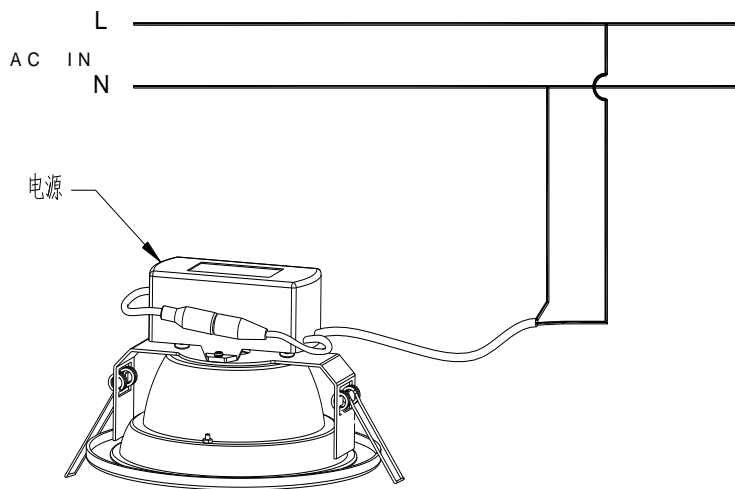


Picture 1.

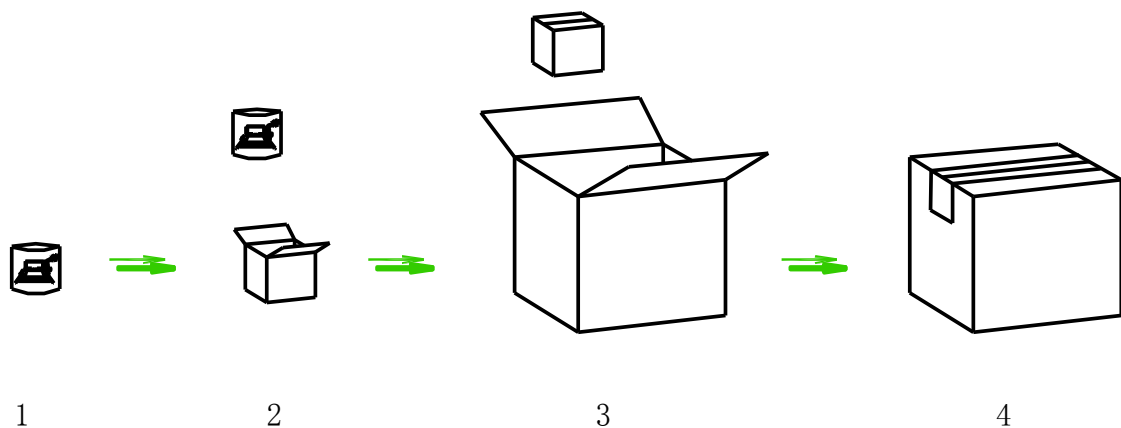


Picture 2.

8. . Cable connection:



9. Package



Putting in the bubble Putting in the inner box Putting in the carton Packing carton and finished
Packing specification:

Part number	Q'ty in one carton	Carton size L*W*H
MS-EB006006-PW	12	355*300*392mm
MS-EB006018-PW	6	535*275*425mm
MS-EB006024-PW	6	535*275*425mm

10. Notes:

- 1.The installation is implemented by professional person only.
- 2.The installation must be correct ,fixed ,avoid to use in the vibrative place .
- 3.The led light will dissipate heat during the use ,pls do not cover the led lights with something else .
- 4.Incorrect installation maybe cause the damage to the led lights or bring potential safety hazard

- ※ : **Before installing, please read the manual carefully.**
- ※ : **Some info may be changed in the manual, no inform again.**